

CHARITABLE GIVING; IT MAKES A DIFFERENCE Oregon Attorney General's Charity Profile, 2000

The Oregon Department of Justice, through the efforts of the Charitable Activities Section, is committed to maximizing the value of Oregonians' charitable contributions. To this end, the following report was developed to illustrate the wide variance in spending habits among charities active in the state.

Inclusion on this list was determined by citizen inquiries received by the Attorney General's office and should not be construed as critical of any particular charity. In some cases, inquiries may have resulted from unfamiliarity with a relatively new charity or confusion among charities with similar names and missions. The report groups charitable organizations into the following five categories according to beneficiaries: Veterans, Law Enforcement, Children, Health, Miscellaneous.

In addition to the twenty charities selected due to inquiry frequency, another five were included for comparison purposes. These five are well-known local organizations that meet the Better Business Bureau's voluntary standards for charitable solicitation.

The information included in this report was gleaned from tax returns, which charities operating in Oregon are required to file with the Department of Justice each year. Expenditures made over the course of the reporting period were selected as the figures that best represent organizational efficiency. In addition to **total expenses**, the report includes expenditures on **fund raising, management** and **total programs** and the percentage of total expenditures each category represents.

An expense category entitled **program less joint cost allocation**, excludes costs for fund raising programs with an educational component that were reported as program expenses. In the case of one profiled charity, this reduced **program expenses** from 66.8% of **total expenses** to 5.4%. None of the five organizations included for comparison allocated joint costs.

Also included is information regarding **grants** made by each organization. This figure should be considered in relation to organizational mission to determine funds actually reaching intended beneficiaries. It should be noted, however, that many organizations do not award grants. With some operating charities, such as museums or theaters, none of the program is spent on others, so the value of their grants is of little consequence. However, where the mission of the organization is to raise money to aid individual beneficiaries, such as charities to assist veterans or to grant children's wishes, the percentage of funds which is ultimately used to make those grants can be very important. With some aid organization, total program expenditures are reported at over 40% of the organization's expenditures, but actual aid (grants) to individual beneficiaries is less than 2% of expenditures.

A quick perusal of the data will reveal the tremendous expenditure variance among organizations. **Fund raising** expenses, for example, vary from a high of 95.5% of total expenses to a low of 1.5%. **Total program** expenses, were correspondingly reported from a high of 98.4% to a low of 3.2%. In order to maximize the value of charitable contributions, most donors prefer to give to organizations with high expenditures in program areas and lower costs associated with fundraising and management.

As Oregonians consider charitable donations, particularly at this time of year, it is hoped that this report will encourage the exercise of informed judgment. There is a wealth of information currently available on local, national and international charities. The Charitable Activities Section of the Oregon Department of Justice welcomes inquiries both on-line at www.doj.state.or.us and by phone at (503) 229-5725 and encourages Oregonians to give generously and wisely.

Amvets Dept. of Oregon Hospital and Service Foundation Portland, Oregon

Mission: To raise monies for hospitalized veterans and needy veterans in the state of Oregon.

Mode of Contact: Telefunding

Reporting Period: 7/98 – 6/99

Total Expenses: 552,710

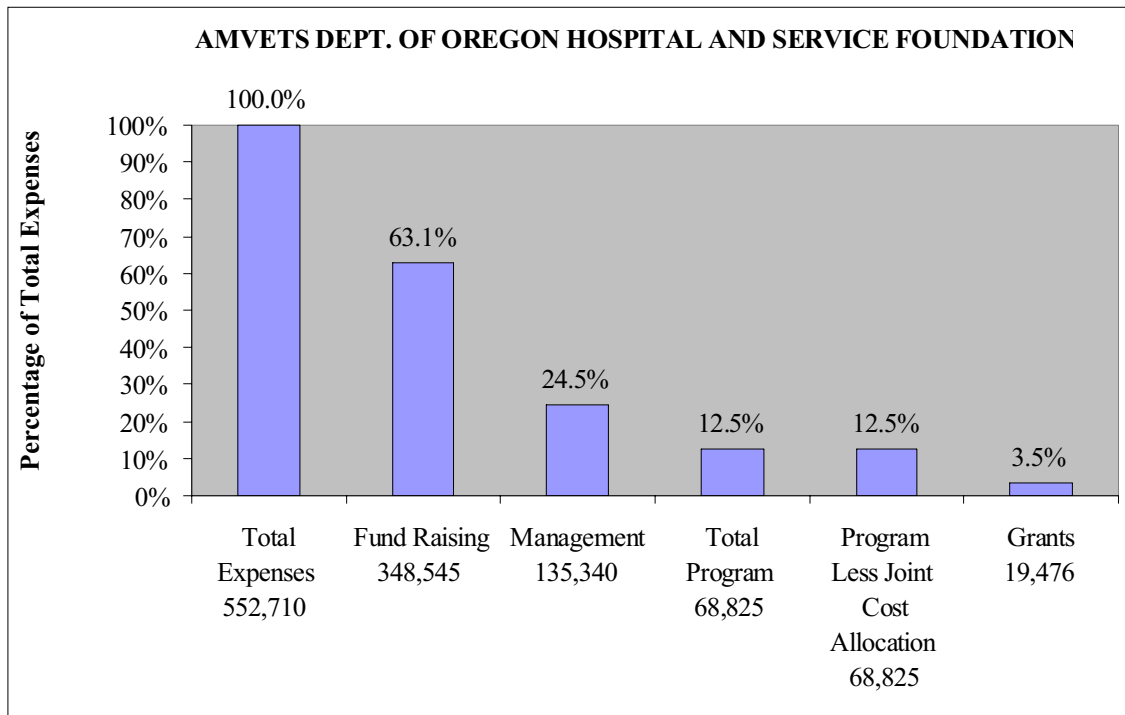
Fund Raising: 348,545 (63.1% of total)

Management: 135,340 (24.5% of total)

Total Program: 68,825 (12.5% of total)

Program Less Joint Cost Allocation: 68,825 (12.5% of total)

Grants 19,476 (3.5% of total)



Disabled Veterans Association Lakewood, Ohio

Mission: Aid and assist needy and disabled veterans, their families, widows and orphans of deceased veterans through direct financial grant and through financial assistance to the various state run veterans homes; carry on programs of a patriotic nature which perpetuate the memory of veterans and veterans' programs.

Mode of Contact: Telefunding

Reporting Period: 5/98 – 4/99

Total Expenses: 2,317,453

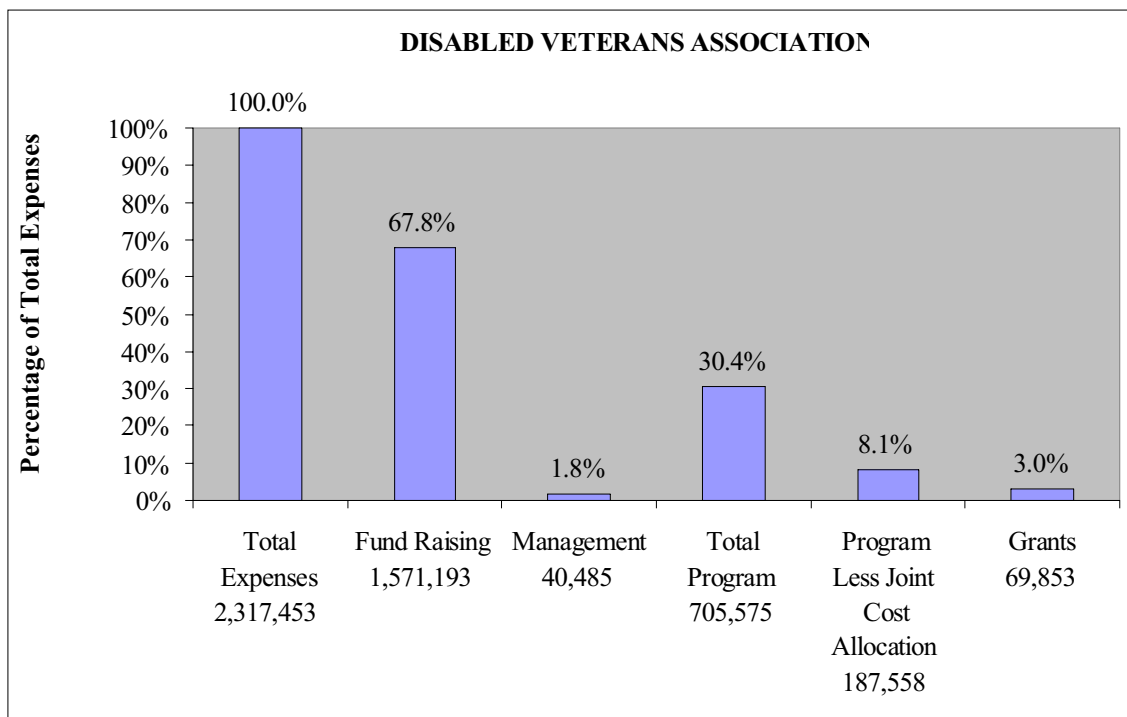
Fund Raising: 1,571,193 (67.8% of total)

Management: 40,485 (1.8% of total)

Total Program: 705,575 (30.4% of total)

Program Less Joint Cost Allocation: 187,558 (8.1% of total)

Grants: 69,853 (3.0% of total)



Oregon Paralyzed Veterans of America Salem, Oregon

Mission: To aid and assist in every way veterans of the Armed Forces who have suffered spinal cord injuries or diseases. Also helping other handicapped people.

Mode of Contact: Telefunding

Reporting Period: 10/98 – 9/99

Total Expenses: 422,998

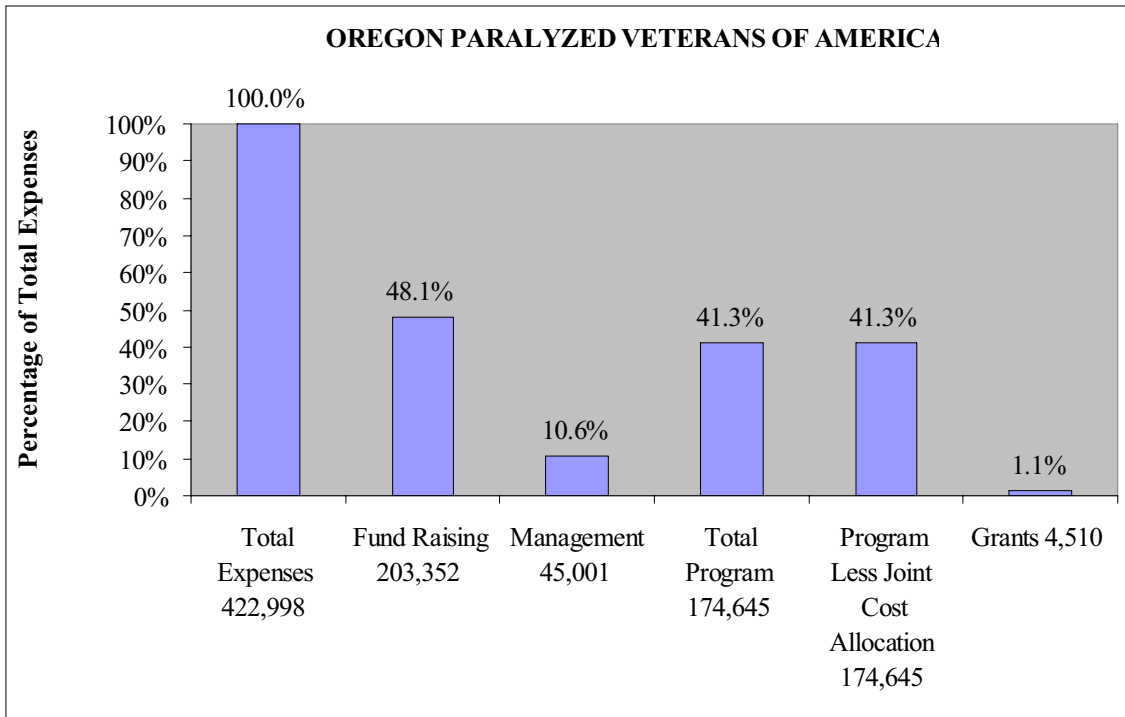
Fund Raising: 203,352 (48.1% of total)

Management: 45,001 (10.6% of total)

Total Program: 174,654 (41.3% of total)

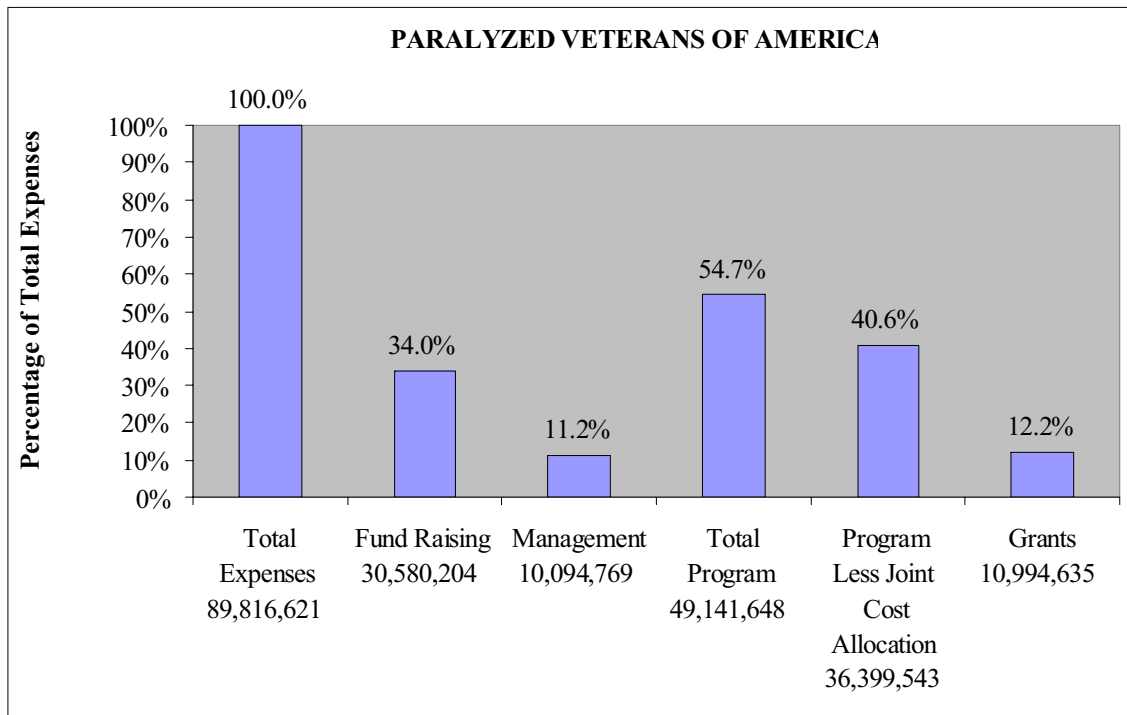
Program Less Joint Cost Allocation: 174,645 (41.3% of total)

Grants: 4,510 (1.1% of total)



Paralyzed Veterans of America Washington, DC

Mission:	To provide education, training and employment services to the organization's paralyzed members.	
Mode of Contact:	Direct Mail	
Reporting Period:	10/98 – 9/99	
Total Expenses:	89,816,621	
Fund Raising:	30,580,204	(34.0% of total)
Management:	10,094,769	(11.2% of total)
Total Program:	49,141,648	(54.7% of total)
Program Less Joint Cost Allocation:	36,399,543	(40.6% of total)
Grants:	10,994,635	(12.2% of total)



V.E.T.S. (Victory Ensured Through Service) Palo Cedro, California

Mission: Donate funds to V.A. Medical Centers to benefit veterans; fund wheelchair athletes; scholarships; fund veteran activities and projects.

Mode of Contact: Telefunding and Commercial Fund Raising

Reporting Period: 1/98 – 12/98

Total Expenses: 1,037,374

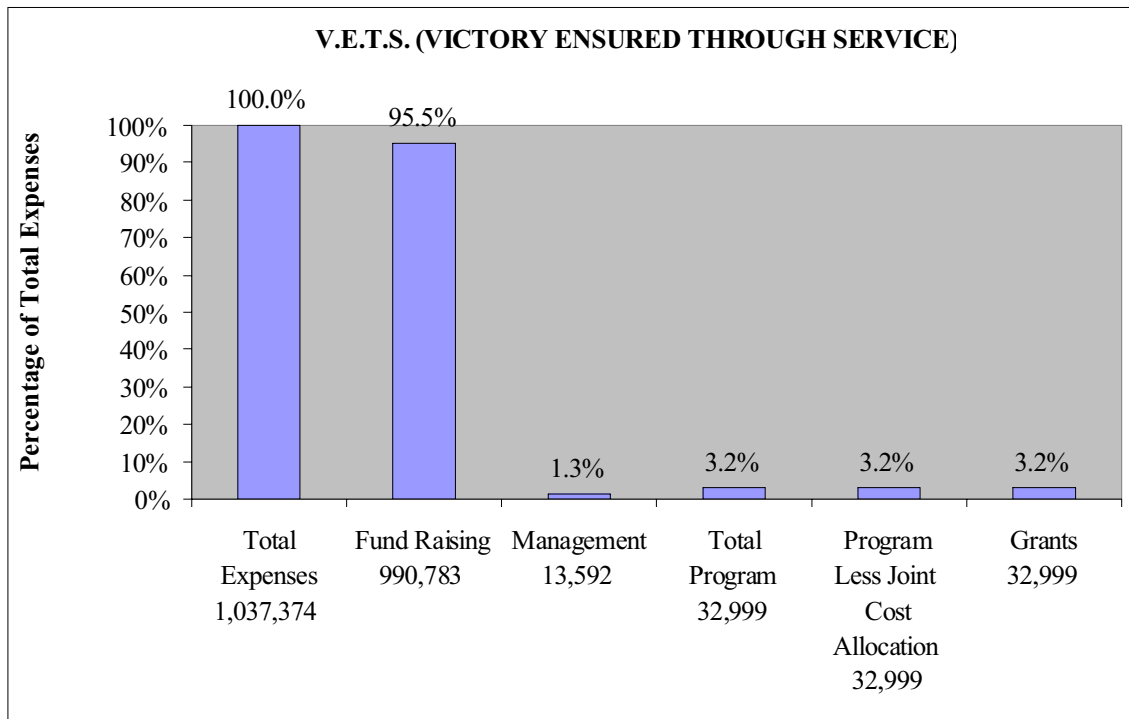
Fund Raising: 990,783 (95.5% of total)

Management: 13,592 (1.3% of total)

Total Program: 32,999 (3.2% of total)

Program Less Joint Cost Allocation: 32,999 (3.2% of total)

Grants: 32,999 (3.2% of total)



American Federation of Police Miami, Florida

Mission: To promote the training of police reserves.

Mode of Contact: Direct Mail

Reporting Period: 7/98 – 6/99

Total Expenses: 4,399,325

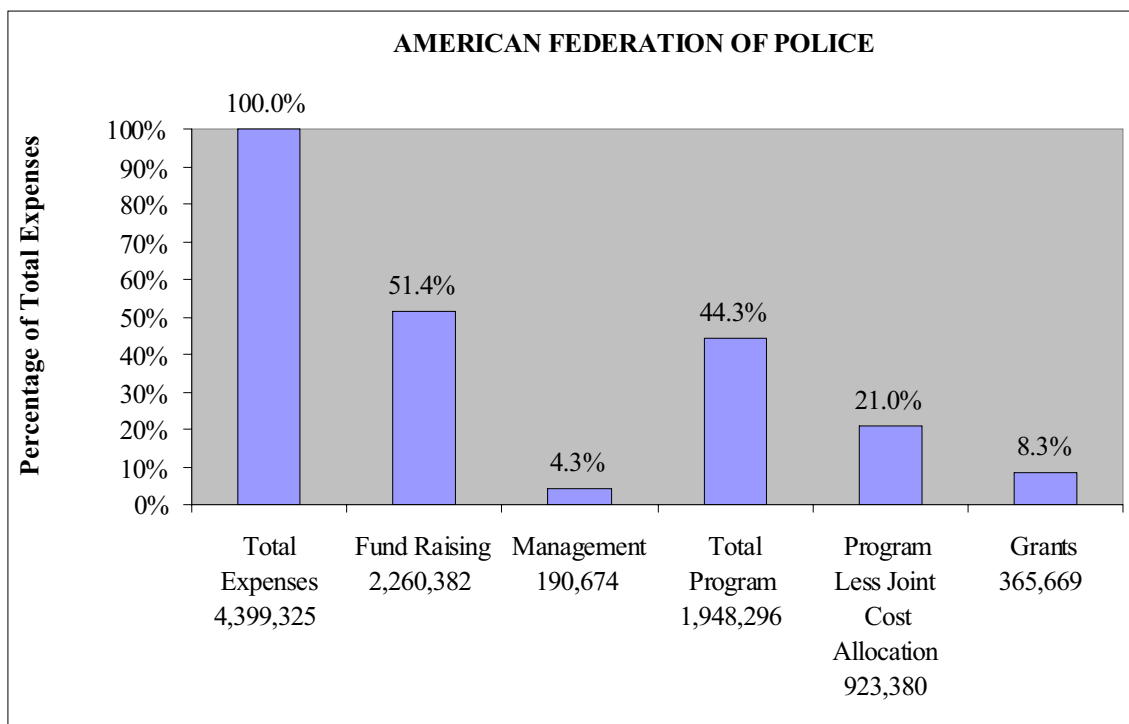
Fund Raising: 2,260,382 (51.4% of total)

Management: 190,674 (4.3% of total)

Total Program: 1,948,296 (44.3% of total)

Program Less Joint
Cost Allocation: 923,380 (21.0% of total)

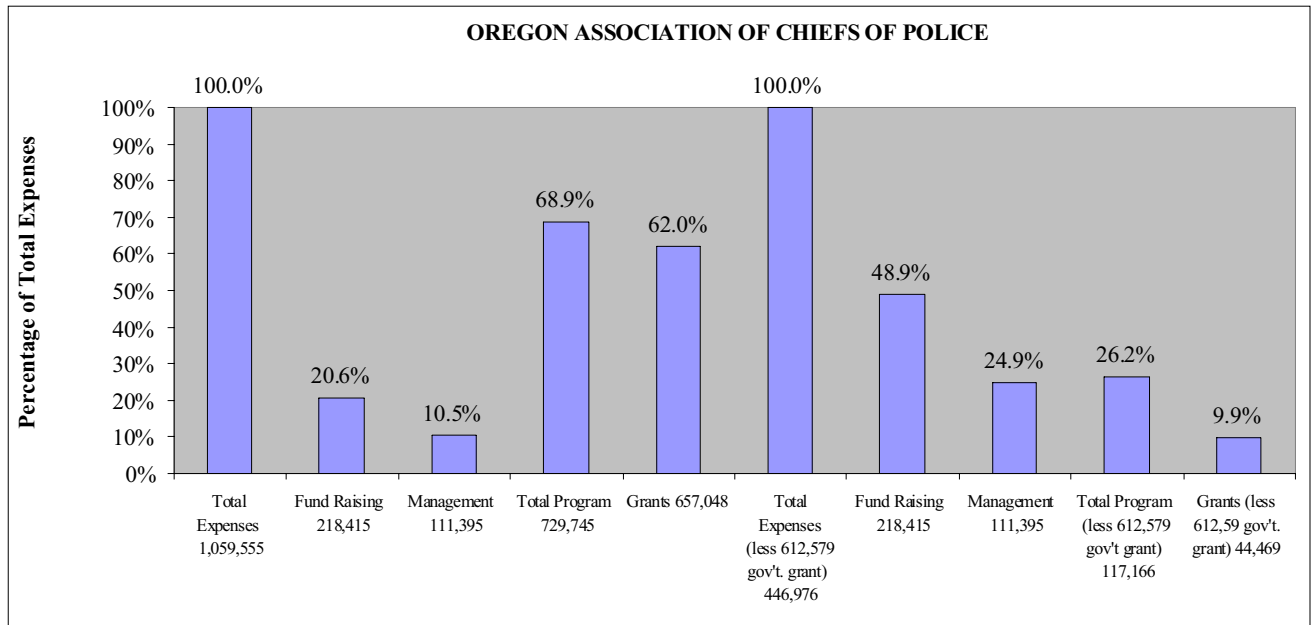
Grants: 365,669 (8.3% of total)



Oregon Association of Chiefs of Police Salem, Oregon

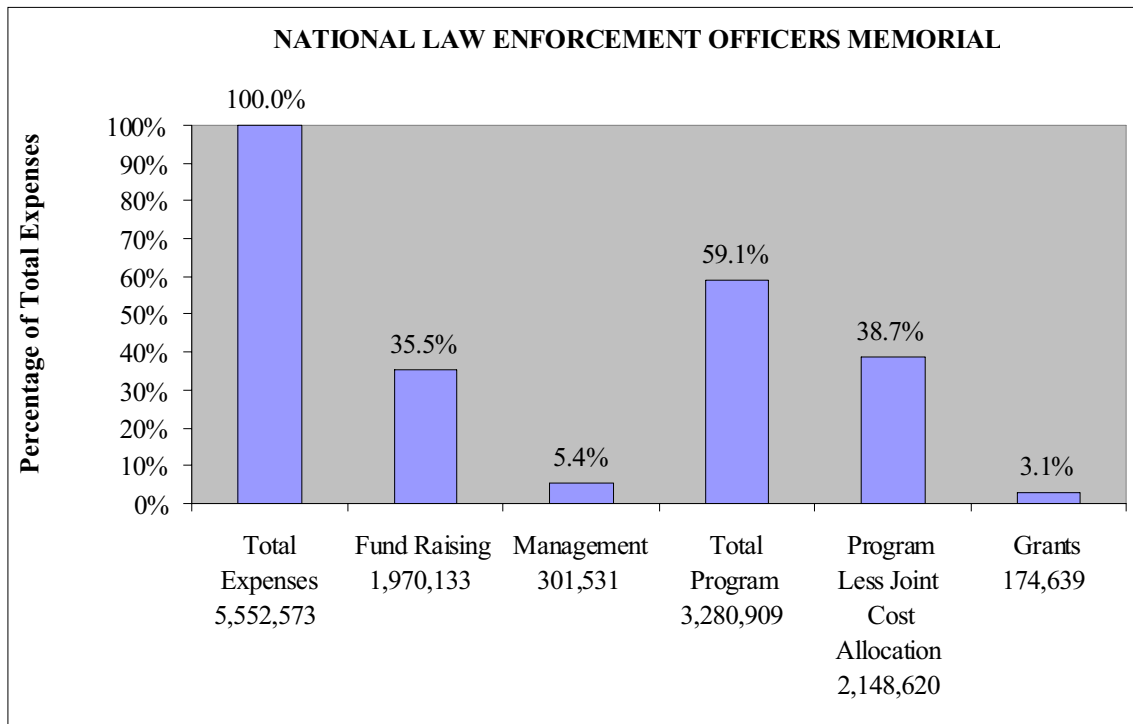
Mission: To advance the science and art of police administration.

Mode of Contact:	Telefunding		Figures below do not include \$612,579 in government pass through grants.	
Reporting Period:	5/99 – 4/00			
Total Expenses:	1,059,555		446,976	
Fund Raising:	218,415	(20.6%)	218,415	(48.9% of adj. total)
Management:	111,395	(10.5%)	111,395	(24.9% of adj. total)
Total Program:	729,745	(68.9%)	117,166	(26.2% of adj. total)
Program Less Joint Cost Allocation:	729,745	(68.9%)	117,166	(26.2% of adj. total)
Grants:	657,048	(62.0%)	44,469	(9.9% of adj. total)



National Law Enforcement Officers Memorial Washington, DC

Mission:	To establish and maintain a memorial named the “National Law Enforcement Heroes Memorial” in Washington, DC.	
Mode of Contact:	Direct Mail	
Reporting Period:	4/98 – 3/99	
Total Expenses:	5,552,573	
Fund Raising:	1,970,133	(35.5% of total)
Management:	301,531	(5.4% of total)
Total Program:	3,280,909	(59.1% of total)
Program Less Joint Cost Allocation:	2,148,620	(38.7% of total)
Grants:	174,639	(3.1% of total)



Child Foundation Clackamas, Oregon

Mission: International organization providing education, medical help, food and other services to needy children, orphans, etc. worldwide.

Mode of Contact: Unknown

Reporting Period: 6/98 – 5/99

Total Expenses: 222,301

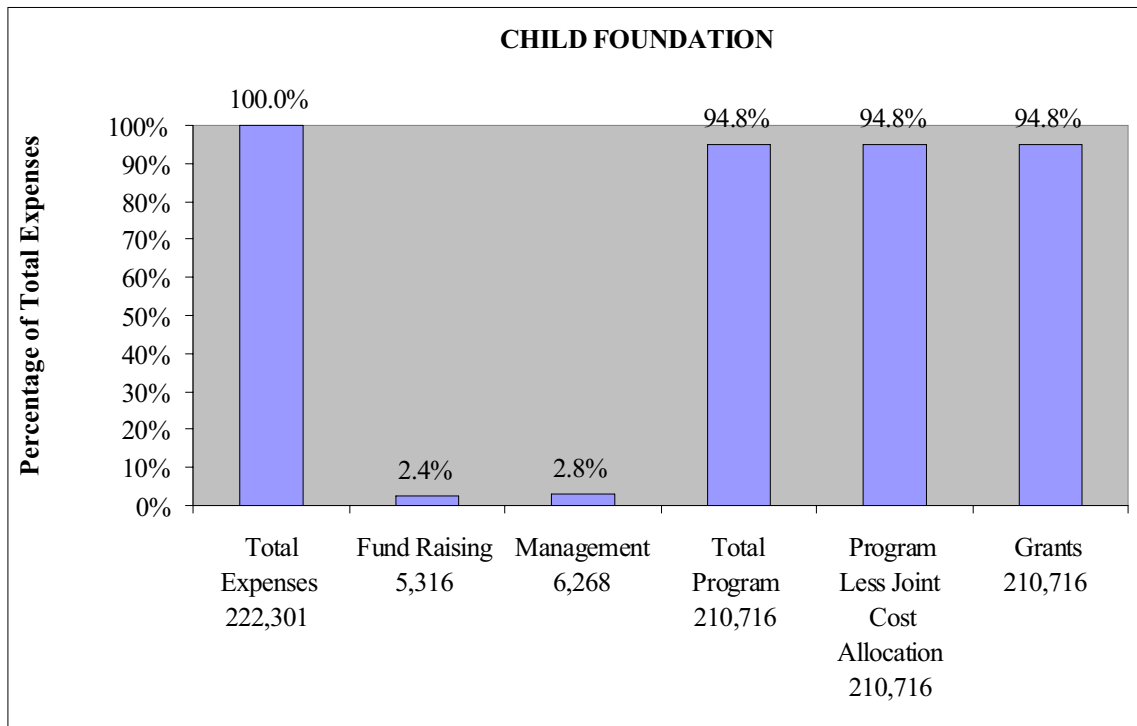
Fund Raising: 5,316 (2.4% of total)

Management: 6,268 (2.8% of total)

Total Program: 210,716 (94.8% of total)

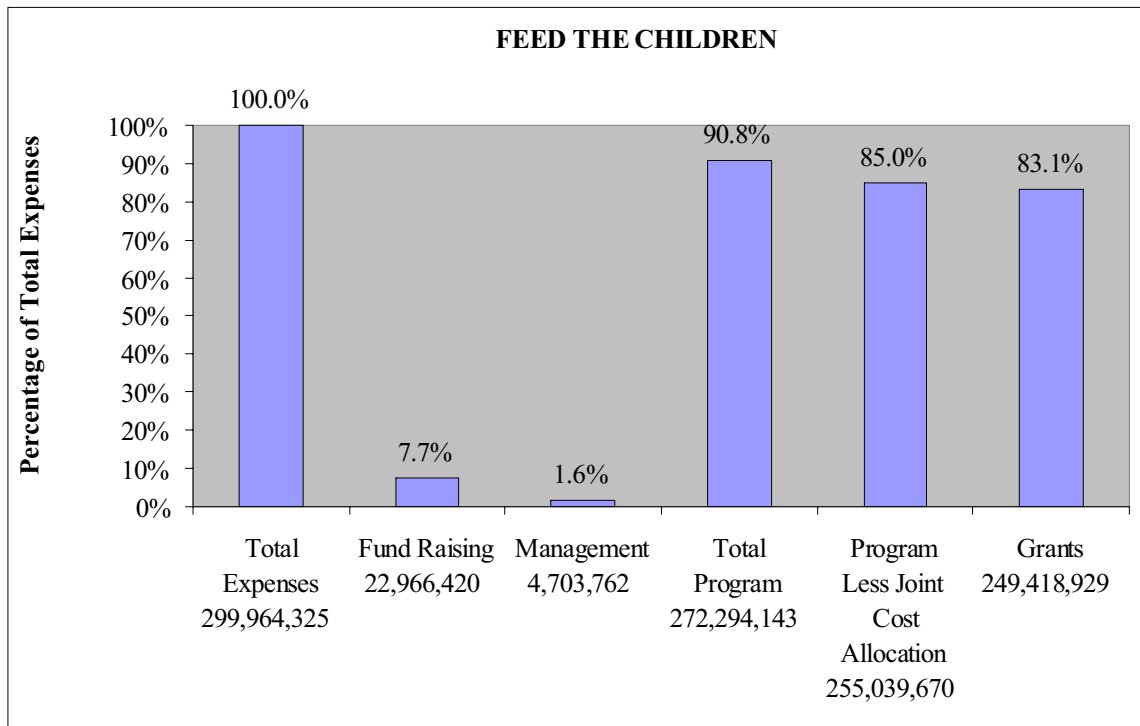
Program Less Joint Cost Allocation: 210,716 (94.8% of total)

Grants: 210,716 (94.8% of total)



Feed the Children Oklahoma City, Oklahoma

Mission:	To provide food, clothing and other assistance to needy children worldwide.	
Mode of Contact:	Direct Mail	
Reporting Period:	10/98 – 9/99	
Total Expenses:	299,964,325	
Fund Raising:	22,966,420	(7.7% of total)
Management:	4,703,762	(1.6% of total)
Total Program:	272,294,143	(90.8% of total)
Program Less Joint Cost Allocation:	255,039,670	(85.0% of total)
Grants:	249,418,929	(83.1% of total)



Fondest Wish Foundation Rochester, Michigan

Mission: Granting special wishes for children under the age of eighteen who have been diagnosed with a life threatening or terminal illness.

Mode of Contact: Telefunding

Reporting Period: 1/99 – 12/99

Total Expenses: 1,099,820

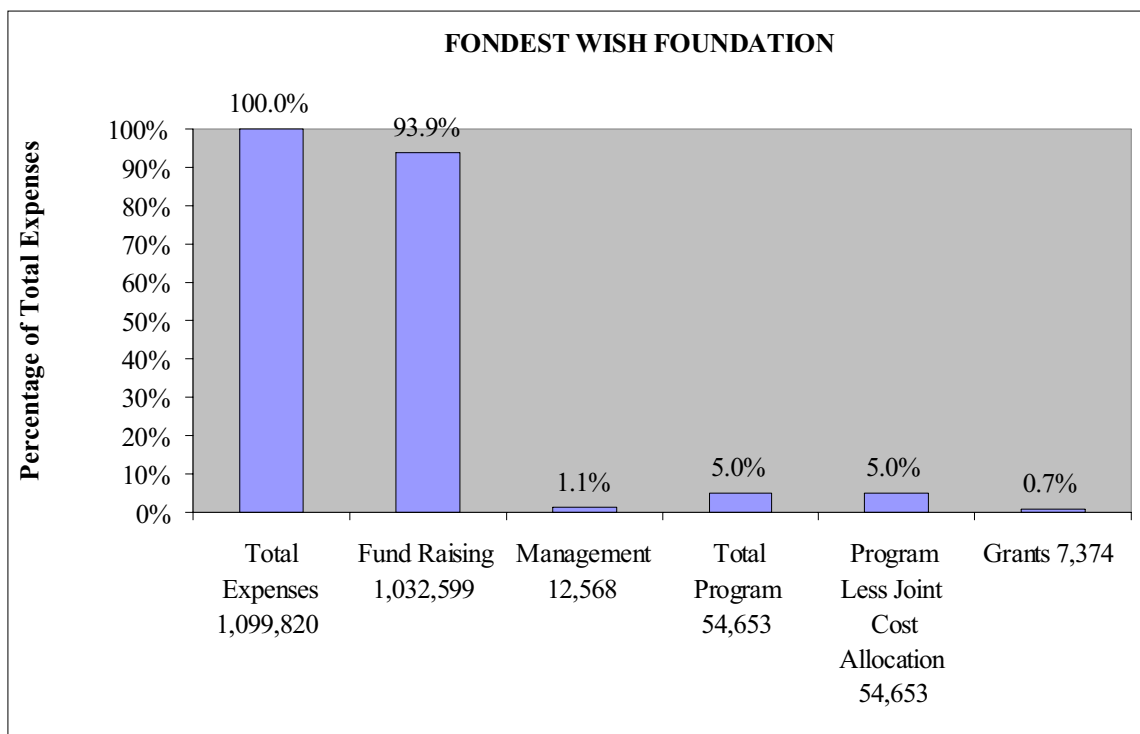
Fund Raising: 1,032,599 (93.9% of total)

Management: 12,568 (1.1% of total)

Total Program: 54,653 (5.0% of total)

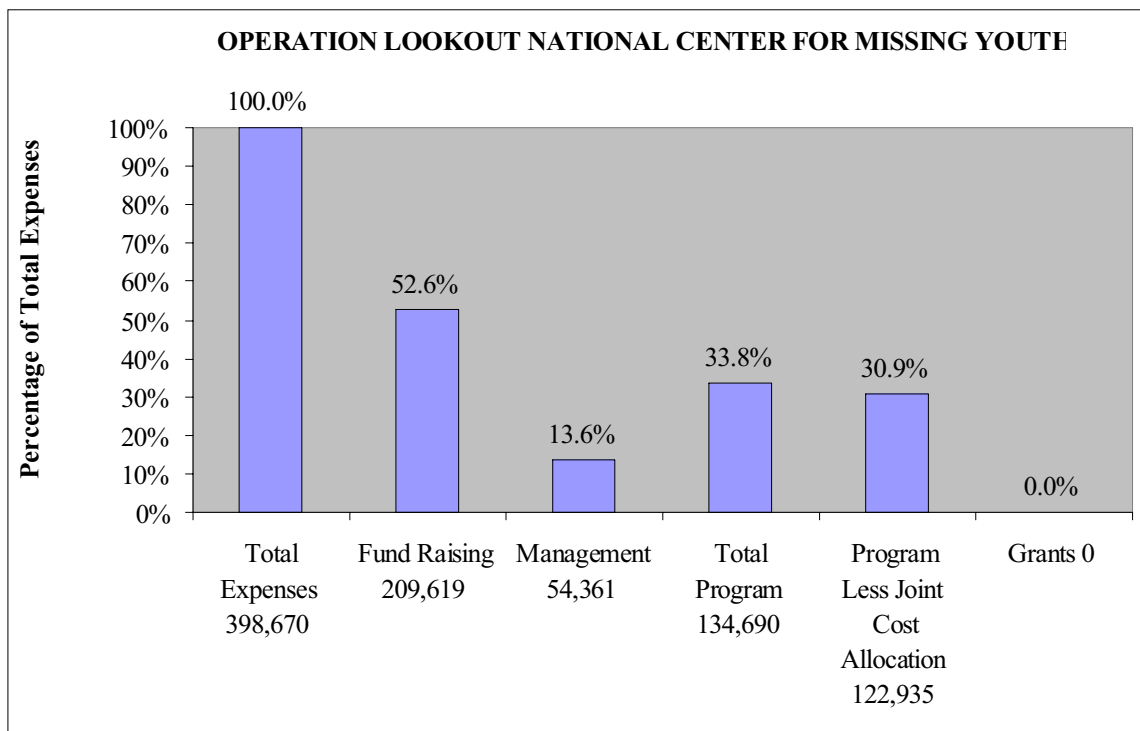
Program Less Joint Cost Allocation: 54,653 (5.0% of total)

Grants: 7,374 (0.7% of total)



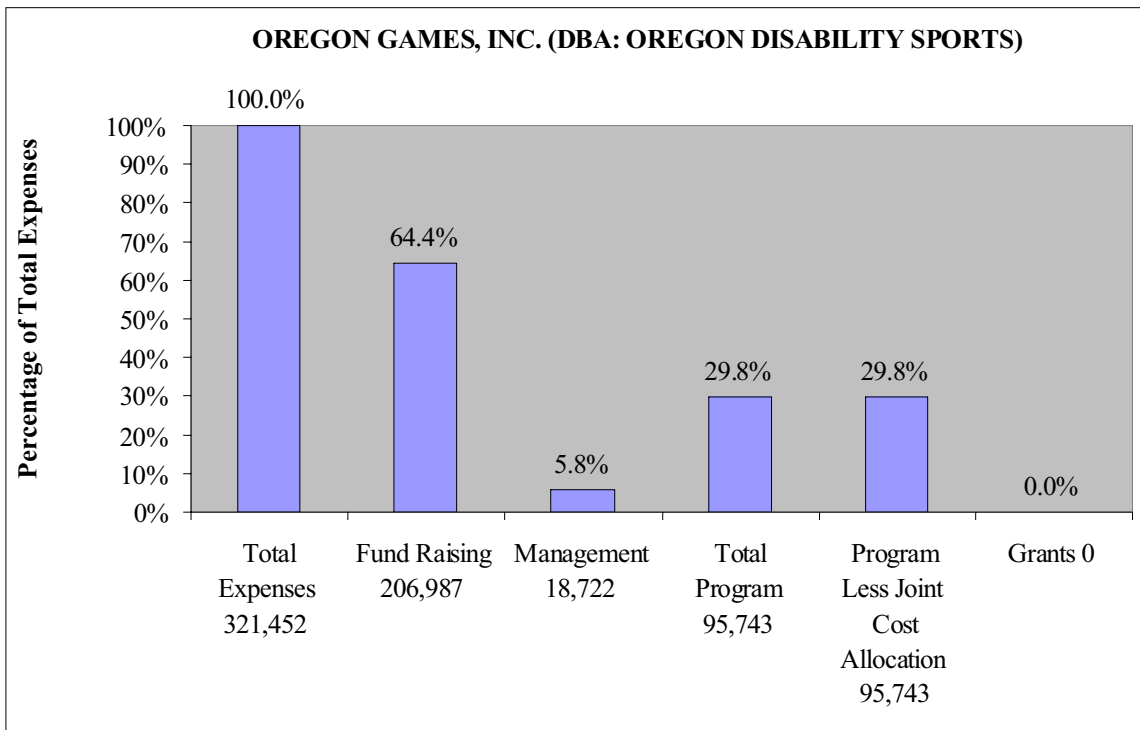
Operation Lookout National Center for Missing Youth Everett, Washington

Mission:	To locate missing children.	
Mode of Contact:	Unknown	
Reporting Period:	1/99 – 12/99	
Total Expenses:	398,670	
Fund Raising:	209,619	(52.6% of total)
Management:	54,361	(13.6% of total)
Total Program:	134,690	(33.8% of total)
Program Less Joint Cost Allocation:	122,935	(30.9% of total)
Grants:	0	(0% of total)



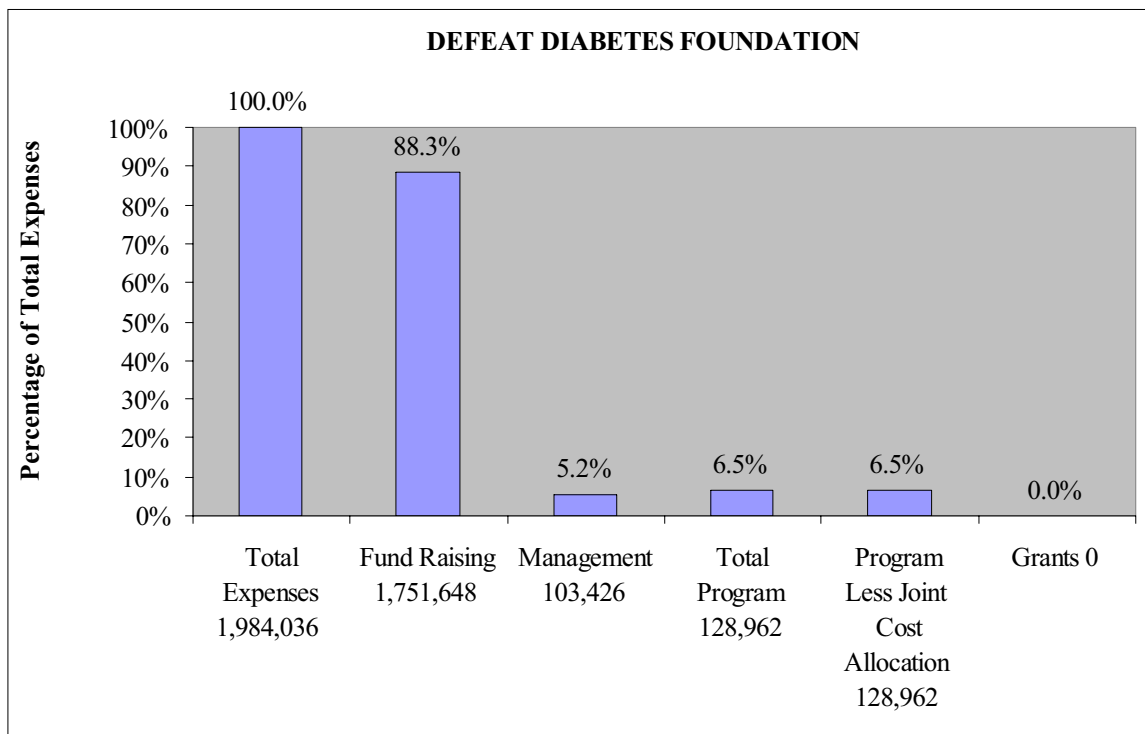
Oregon Games, Inc. (DBA: Oregon Disability Sports)
Salem, Oregon

Mission:	To promote the participation of physically limited children, youth, and adults in activities including, but not limited to, sports, games and leisure opportunities.	
Mode of Contact:	Telefunding	
Reporting Period:	10/98 – 9/99	
Total Expenses:	321,452	
Fund Raising:	206,987	(64.4% of total)
Management:	18,722	(5.8% of total)
Total Program:	95,743	(29.8% of total)
Program Less Joint Cost Allocation:	95,743	(29.8% of total)
Grants:	0	(0% of total)



Defeat Diabetes Foundation Madeira Beach, Florida

Mission:	Early identification, education, research and providing information as to the benefits of health and fitness in dealing with the diabetic condition.	
Mode of Contact:	Telefunding	
Reporting Period:	1/99 – 12/99	
Total Expenses:	1,984,036	
Fund Raising:	1,751,648	(88.3% of total)
Management:	103,426	(5.2% of total)
Total Program:	128,962	(6.5% of total)
Program Less Joint Cost Allocation:	128,962	(6.5% of total)
Grants:	0	(0% of total)



Leukemia and Lymphoma Society

New York, New York

Mission: To raise funds for the support of local aid to leukemia patients in need of assistance, local leukemia public education programs, and national and international leukemia research and professional education programs.

Mode of Contact: Magazine Sales and Volunteer Recruitment

Reporting Period: 7/97 – 6/98

Total Expenses: 28,819,798

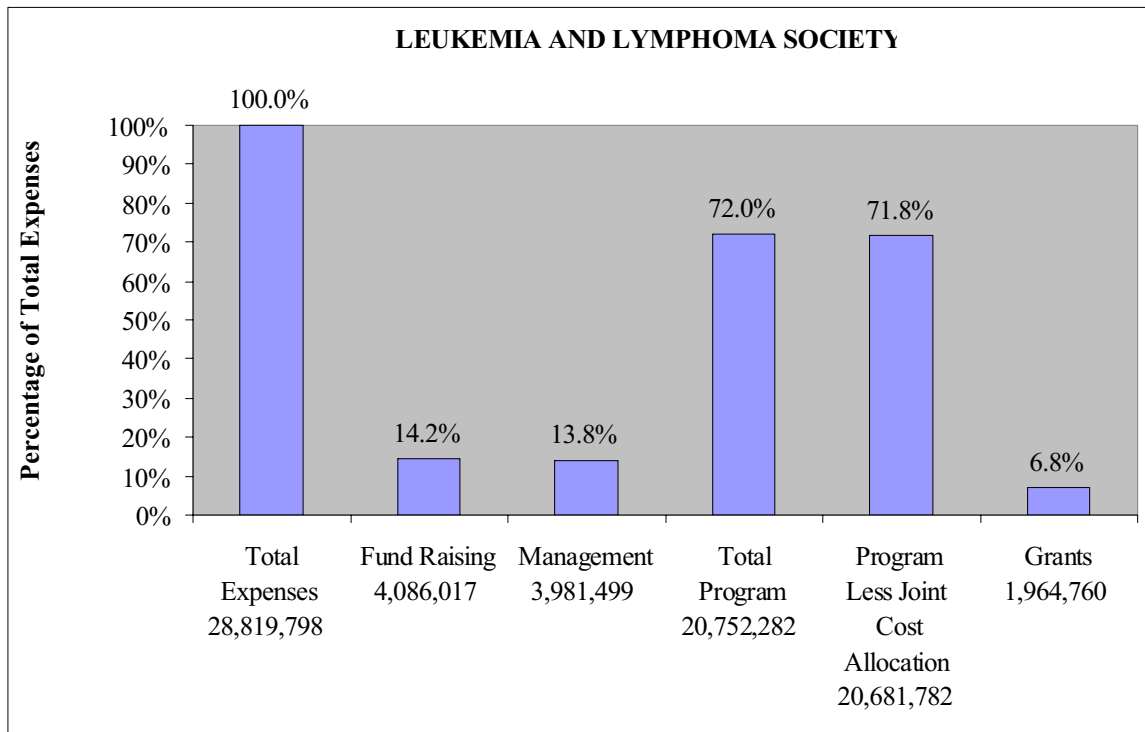
Fund Raising: 4,086,017 (14.2% of total)

Management: 3,981,499 (13.8% of total)

Total Program: 20,752,282 (72.0% of total)

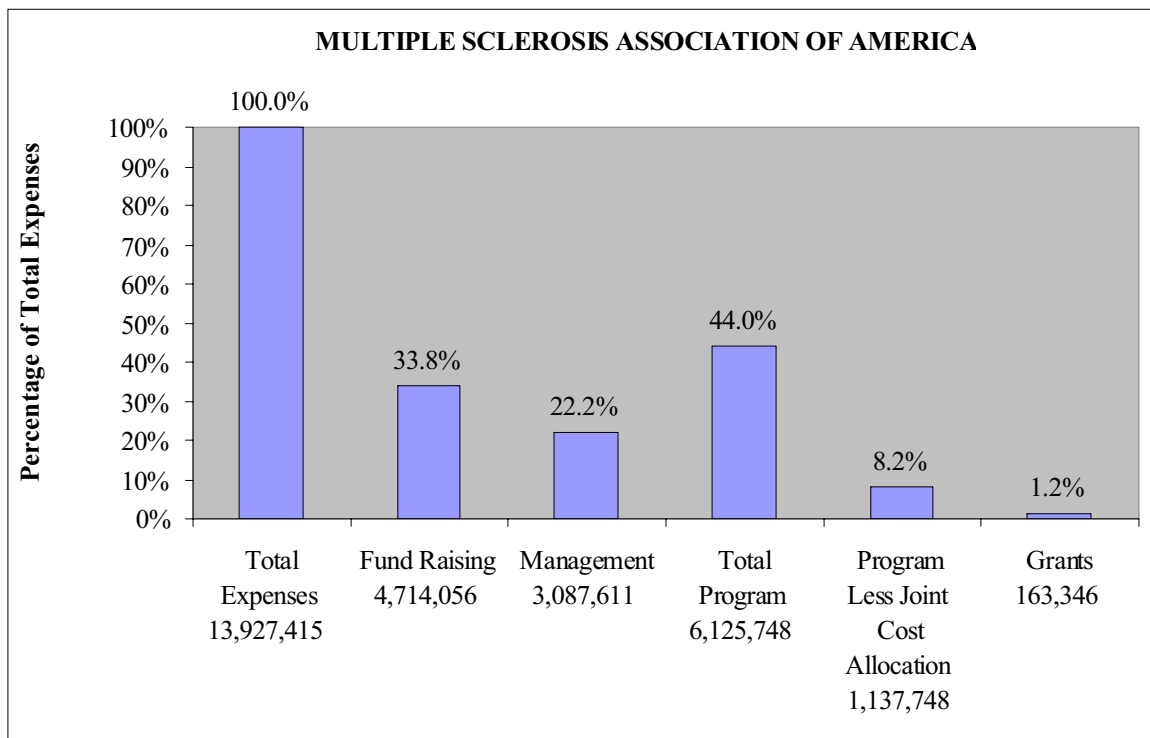
Program Less Joint Cost Allocation: 20,681,782 (71.8% of total)

Grants: 1,964,760 (6.8% of total)



Multiple Sclerosis Association of America Cherry Hill, New Jersey

Mission:	To provide equipment, service programs and funds to MS patients.	
Mode of Contact:	Telefunding	
Reporting Period:	7/98 – 6/99	
Total Expenses:	13,927,415	
Fund Raising:	4,714,056	(33.8% of total)
Management:	3,087,611	(22.2% of total)
Total Program:	6,125,748	(44.0% of total)
Program Less Joint Cost Allocation:	1,137,748	(8.2% of total)
Grants:	163,346	(1.2% of total)



National Emergency Medicine Association Towson, Maryland

Mission: To fund and support the improvement of emergency medical care and emergency room facilities and operations.

Mode of Contact: Telefunding

Reporting Period: 1/99 – 12/99

Total Expenses: 5,364,604

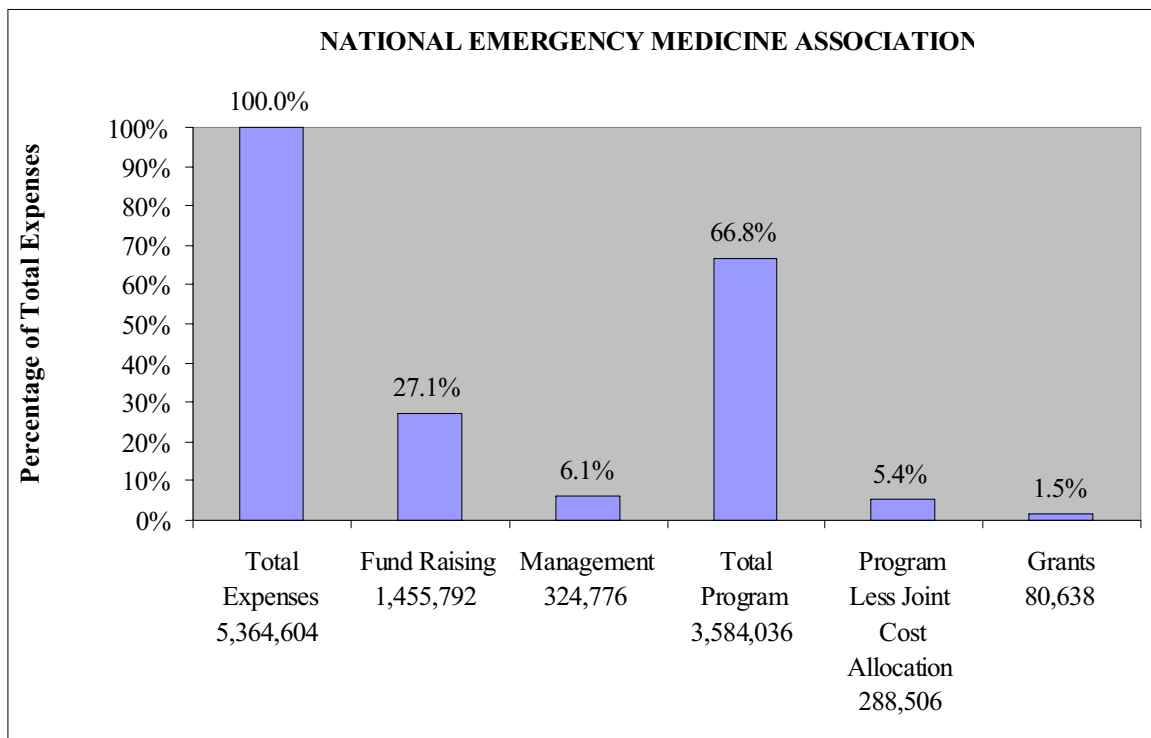
Fund Raising: 1,455,792 (27.1% of total)

Management: 324,776 (6.1% of total)

Total Program: 3,548,036 (66.8% of total)

Program Less Joint
Cost Allocation: 288,506 (5.4% of total)

Grants: 80,638 (1.5% of total)



National Federation of the Blind of Oregon Springfield, Oregon

Mission: To promote the general welfare of the blind of Oregon and the nation.

Mode of Contact: Telefunding

Reporting Period: 1/99 – 12/99

Total Expenses: 336,819

Fund Raising: 72,010 (21.4% of total)

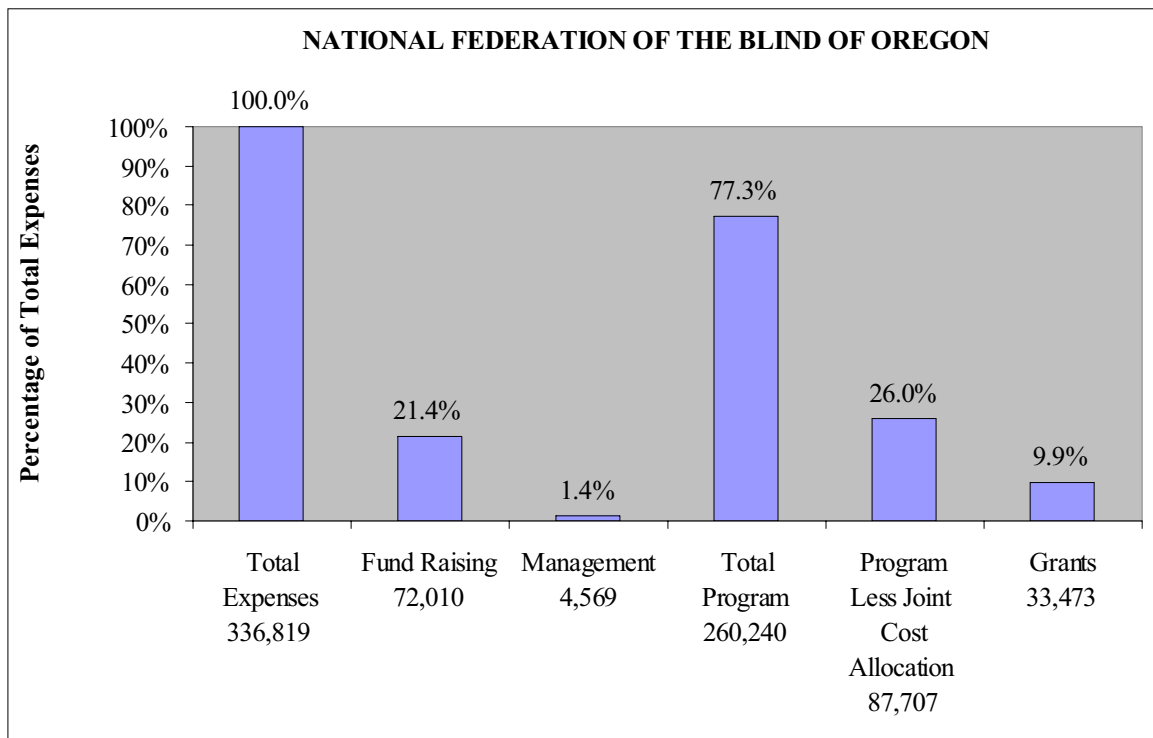
Management: 4,569 (1.4% of total)

Total Program: 260,240 (77.3% of total)

Program Less Joint Cost Allocation: 87,707 (26.0% of total)

Grants: 33,473* (9.9% of total)

*Grants include \$28,373 transferred to National organization.



National Multiple Sclerosis Society

New York, New York

Mission: Promote research, disseminate information, provide direct aid and assistance to victims of MS.

Mode of Contact: Volunteer Recruitment

Reporting Period: 10/98 – 9/99

Total Expenses: 50,587,171


Fund Raising: 4,591,534 (9.1% of total)

Management: 1,940,433 (3.8% of total)

Total Program: 44,055,204 (87.1% of total)

Program Less Joint Cost Allocation: 40,662,098 (80.4% of total)

Grants: 21,202,108 (41.9% of total)



Charitygift, Inc.
Austin, Texas

Mission: Solicits donations from the public via a web site on the Internet and will then distribute the funds received to other charities . . . The recipient charities will be chosen either by the donors or by third parties designated by the donors. One hundred percent of the charitable donations received by the charity will be distributed to the recipient charities.

Mode of Contact: Internet

Reporting Period: 8/99 – 12/99

Total Expenses: 111,032

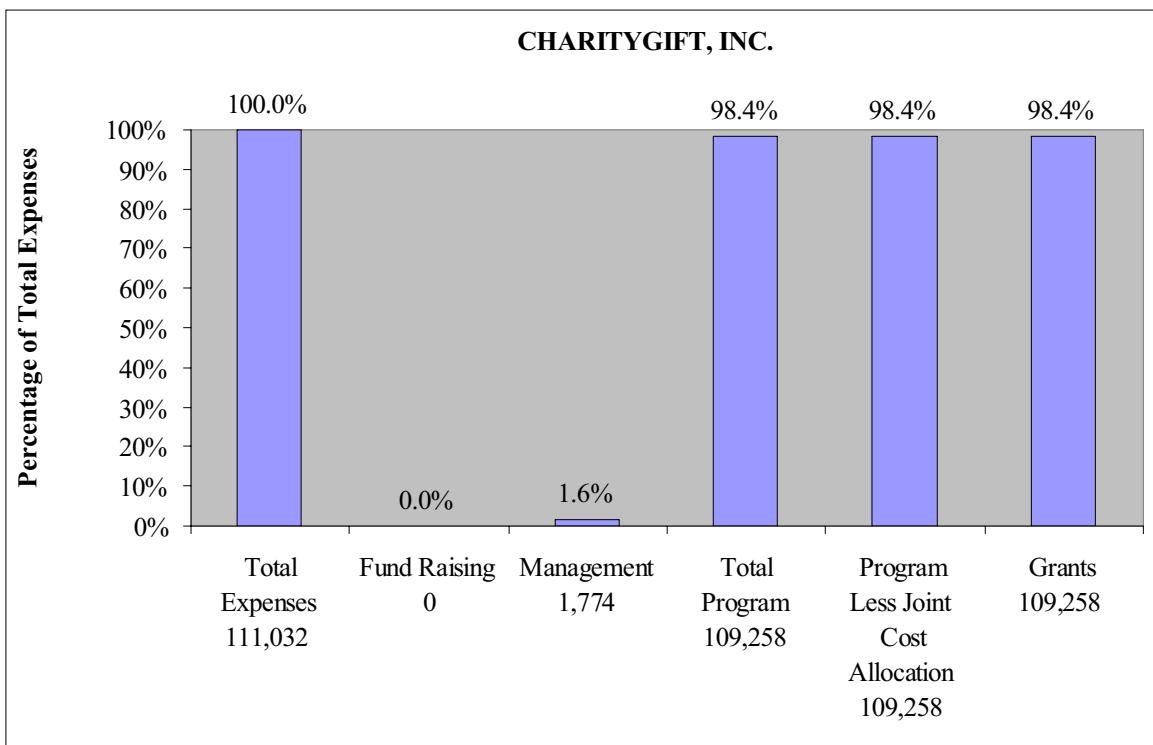
Fund Raising: 0 (0% of total)

Management: 1,774 (1.6% of total)

Total Program: 109,258 (98.4% of total)

Program Less Joint Cost Allocation: 109,258 (98.4% of total)

Grants: 109,258 (98.4% of total)



Make-A-Wish Foundation of Oregon, Inc. Portland, Oregon

Mission: To grant special wishes to terminally ill children.

Mode of Contact: Miscellaneous

Reporting Period: 9/98 – 8/99

Total Expenses: 1,138,366

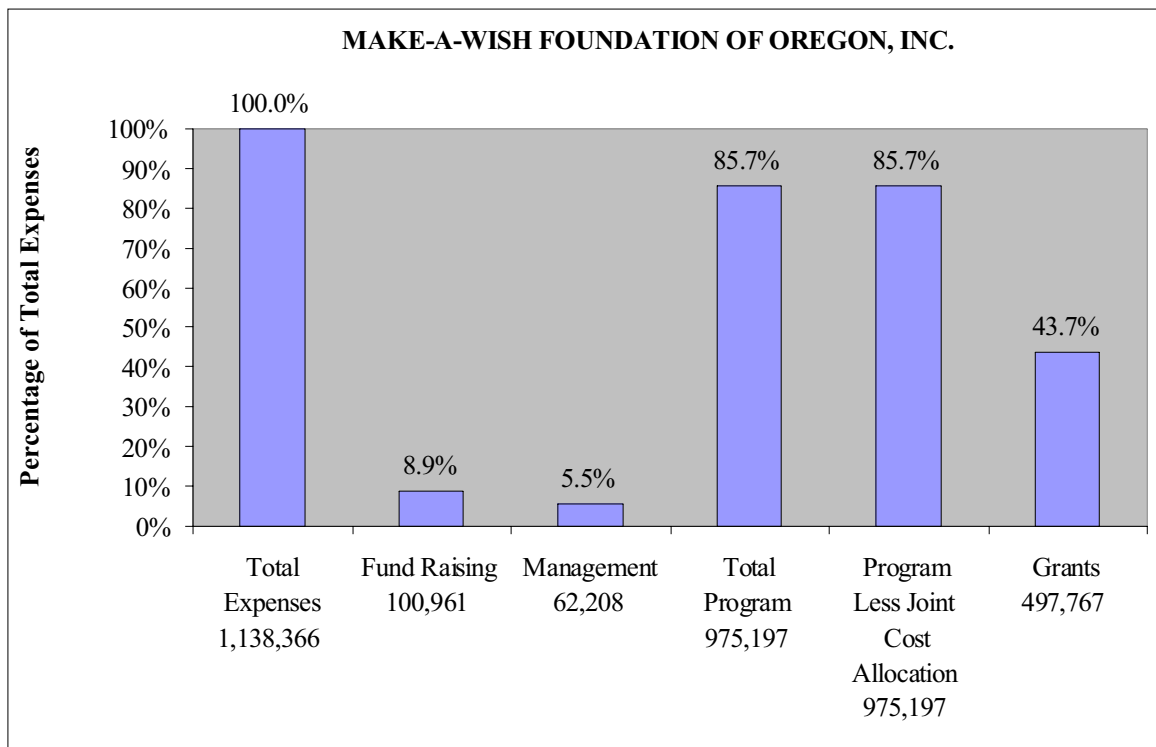
Fund Raising: 100,961 (8.9% of total)

Management: 62,208 (5.5% of total)

Total Program: 975,197 (85.7% of total)

Program Less Joint
Cost Allocation: 975,197 (85.7% of total)

Grants: 497,767 (43.7% of total)



Northwest Medical Teams International, Inc. Portland, Oregon

Mission: To provide volunteer medical personnel from Oregon, Washington and Idaho to aid Third World countries.

Mode of Contact: Miscellaneous

Reporting Period: 7/98 – 6/99

Total Expenses: 74,173,564

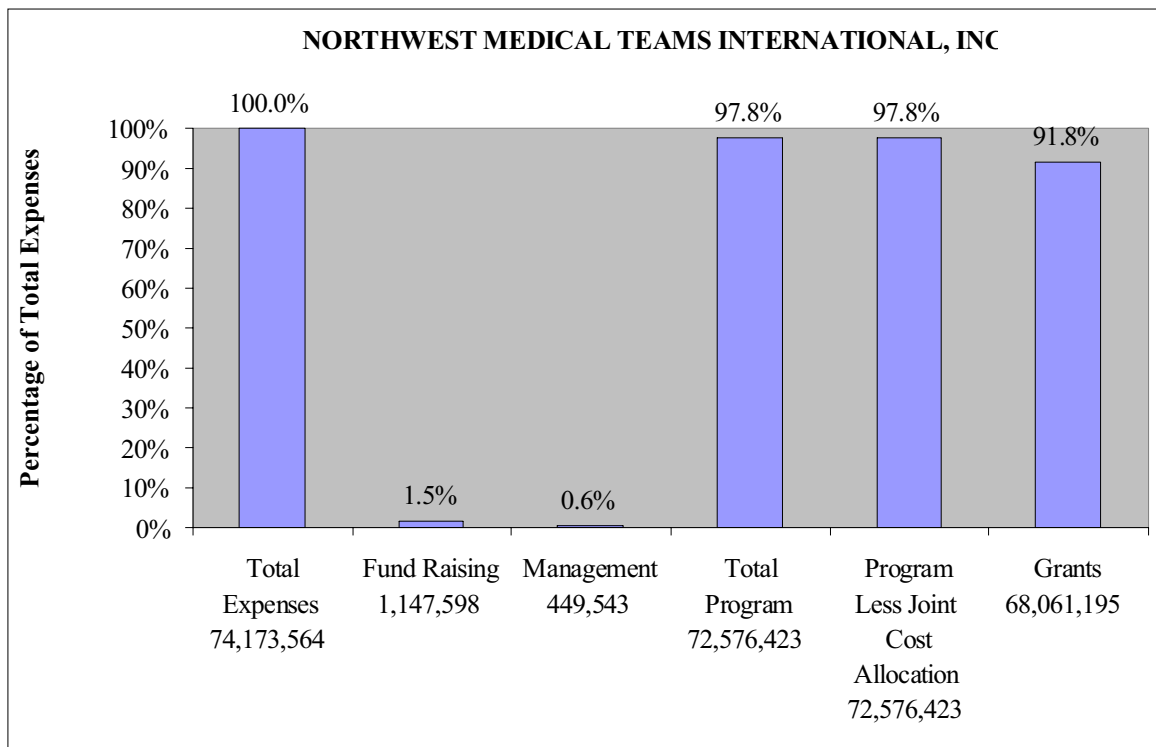
Fund Raising: 1,147,598 (1.5% of total)

Management: 449,543 (0.6% of total)

Total Program: 72,576,423 (97.8% of total)

Program Less Joint Cost Allocation: 72,576,423 (97.8% of total)

Grants: 68,061,195 (91.8% of total)



Oregon Food Bank Portland, Oregon

Mission: Statewide distribution network for donated surplus food.

Mode of Contact: Miscellaneous

Reporting Period: 7/98 – 6/99

Total Expenses: 26,734,218

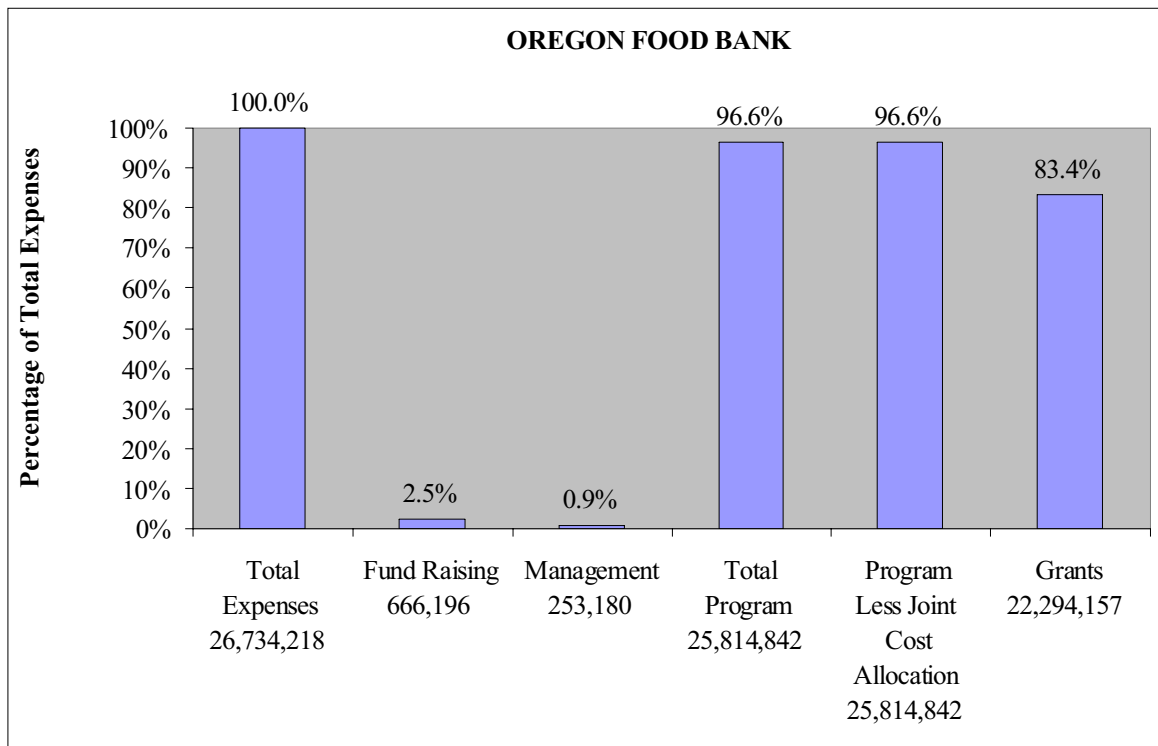
Fund Raising: 666,196 (2.5% of total)

Management: 253,180 (0.9% of total)

Total Program: 25,814,842 (96.6% of total)

Program Less Joint Cost Allocation: 25,814,842 (96.6% of total)

Grants: 22,294,157 (83.4% of total)



Oregon Museum of Science and Industry (OMSI) Portland, Oregon

Mission: Promotion, operation and maintenance of museums and centers of natural history, science, and industry in Oregon; encourage interest therein.

Mode of Contact: Miscellaneous

Reporting Period: 6/98 – 5/99

Total Expenses: 15,256,192

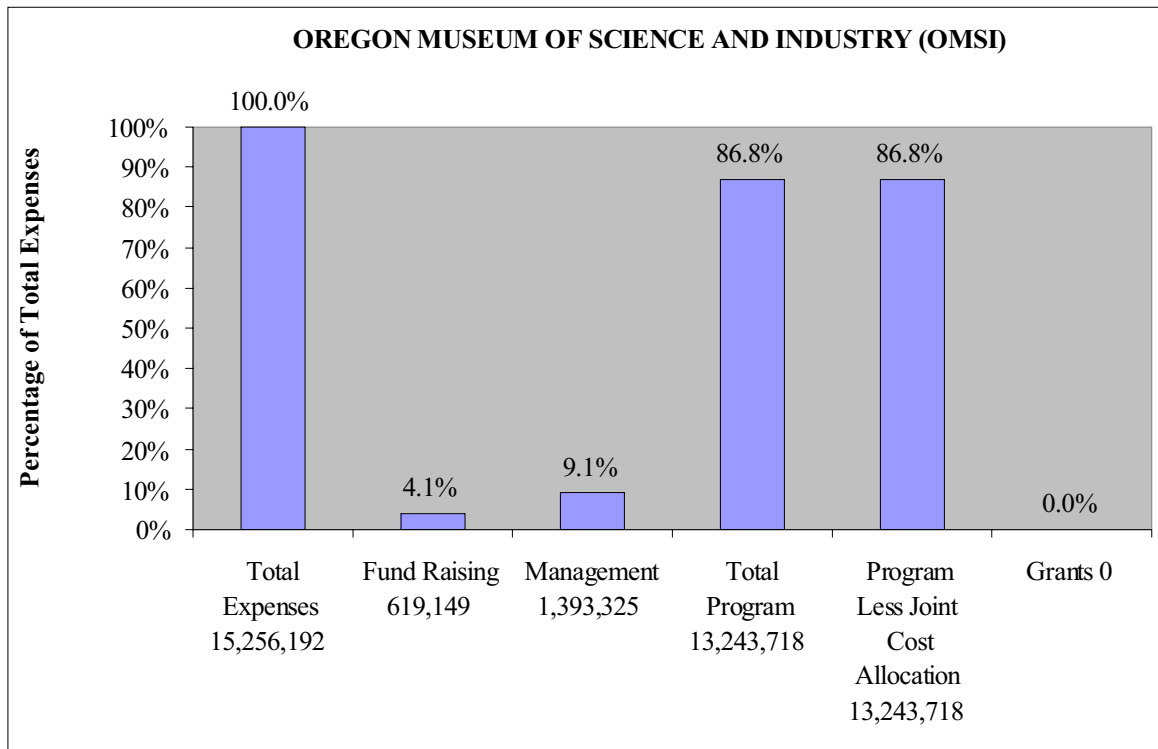
Fund Raising: 619,149 (4.1% of total)

Management: 1,393,325 (9.1% of total)

Total Program: 13,243,718 (86.8% of total)

Program Less Joint Cost Allocation: 13,243,718 (86.8% of total)

Grants: 0 (0% of total)



Oregon Shakespeare Festival Association, Inc. Ashland, Oregon

Mission:	Establish and maintain a theater for the presentation of various types of entertainment relative to the life and work of William Shakespeare.	
Mode of Contact:	Miscellaneous	
Reporting Period:	11/98 – 10/99	
Total Expenses:	14,712,641	
Fund Raising:	944,789	(6.4% of total)
Management:	4,577,887	(31.1% of total)
Total Program:	9,189,965	(62.5% of total)
Program Less Joint Cost Allocation:	9,189,965	(62.5% of total)
Grants:	5,167	(0.1% of total)

